



Creating attractive inner-city landscapes

BOLLARD LUMINAIRE SERIES

PRODUCT INFORMATION

- Creative bollardsolution which enables you to build a more attractive space by avoiding verticalization of the urban landscape.
- Optimized light distribution options you can maximize spacing between the bollards, therefore minimizing the number of light points needed to be installed.

BENEFITS

- Discreet design nicely blending into modern inner-city spaces.
- Attractive total cost of ownership.

FEATURES

- Operating voltage 220 – 240 V.
- Non – dimmable.

AREAS OF APPLICATION



Commercial



Shopping Center



Educational center



Garden

TECHNICAL OPERATING & ELECTRICAL DATA

Input Voltage & Frequency	AC220-240V, 50/60Hz
Ingress Protection Rating	IP44
Dimming	Non-Dimmable

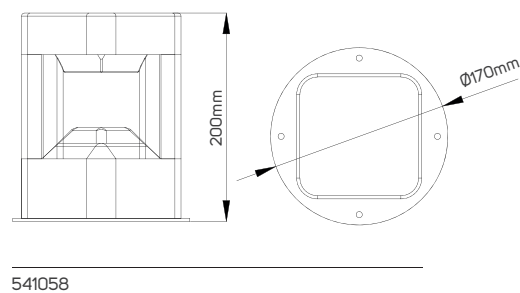
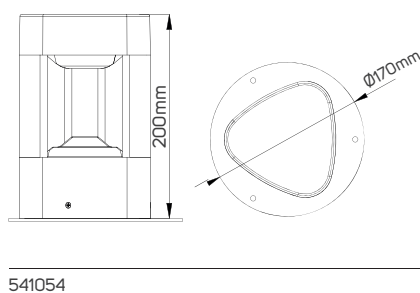
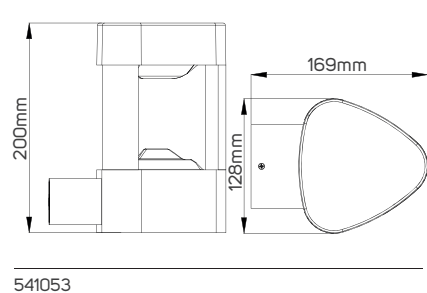
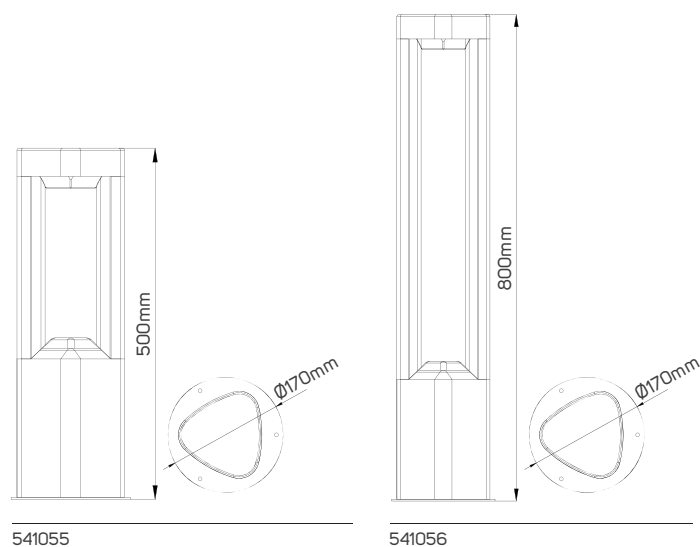
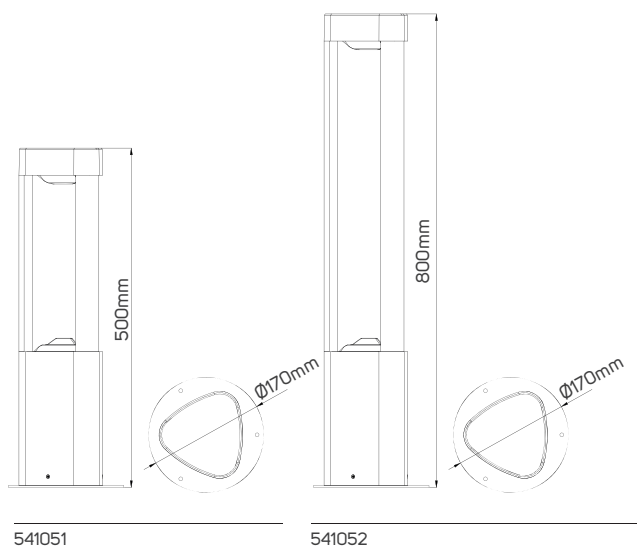
SPECIFICATIONS

Code No.	Model No.	Max.LED Bulb Wattage	Lamp Holder Type	Body Color
541051	ILSSMOBDF13	1x.Max.11W	GX53	Dark grey
541052	ILSSMOBDF14	1x.Max.11W	GX53	Dark grey
541053	ILSSMOWF05	1x.Max.11W	GX53	Dark grey
541054	ILSSMOBDF15	1x.Max.11W	GX53	Dark grey
541055	ILSSMOBDF16	1x.Max.11W	GX53	Dark gray
541056	ILSSMOBDF17	1x.Max.11W	GX53	Dark grey
541058	ILSSMOBDF18	1x.Max.11W	GX53	Dark grey

DIMENSIONS

Code No.	Model No.	Diameter	Height	Length	Width
541051	ILSSMOBDF13	170	500		
541052	ILSSMOBDF14	170	800		
541053	ILSSMOWF05		200	128	169
541054	ILSSMOBDF15	170	200		
541055	ILSSMOBDF16	170	500		
541056	ILSSMOBDF17	170	800		
541058	ILSSMOBDF18	170	200		

| DIMENSIONS





This image is for display purpose only, the image may differ from the actual product, as the product is subject to modification provided without prior notice.

BOLLARD LUMINAIRE SERIES

**BEYOND LIGHT..
TO THE LAST DETAILS!**

