



Creating attractive inner-city spaces

BOLLARD LUMINAIRE SERIES

PRODUCT INFORMATION

- Professional bollard that will guide people at night time.
- Will integrate very well in most urban landscape.

BENEFITS

- Comfortable light.
- Easy to install.
- Saves energy compared to conventional lamps.

FEATURES

- Operating voltage 220 – 240 V.
- Non – dimmable.

AREAS OF APPLICATION



Commercial



Shopping Center



Educational center



Garden

TECHNICAL OPERATING & ELECTRICAL DATA

Input Voltage & Frequency	AC220-240V, 50/60Hz
Ingress Protection Rating	IP44
Dimming	Non-Dimmable

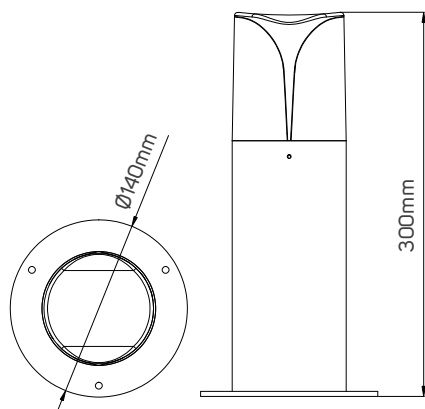
SPECIFICATIONS

Code No.	Model No.	Max.LED Bulb Wattage	Lamp Holder Type	Body Color
541116	ILSSMOBDF20	1x.Max.23W	E27	Dark grey
541117	ILSSMOBDF21	1x.Max.23W	E27	Dark grey
541118	ILSSMOBDF22	1x.Max.23W	E27	Dark grey
541120	ILSSMOBDF23	1x.Max.23W	E27	Dark grey
541121	ILSSMOBDF24	1x.Max.23W	E27	Dark gray
541122	ILSSMOBDF25	1x.Max.23W	E27	Dark grey

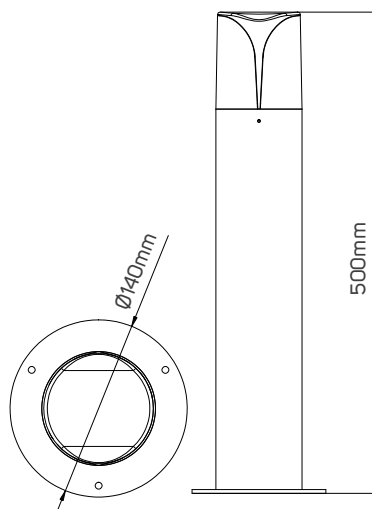
DIMENSIONS

Code No.	Model No.	Diameter	Height
541116	ILSSMOBDF20	140	300
541117	ILSSMOBDF21	140	500
541118	ILSSMOBDF22	140	800
541120	ILSSMOBDF23	140	400
541121	ILSSMOBDF24	140	600
541122	ILSSMOBDF25	140	800

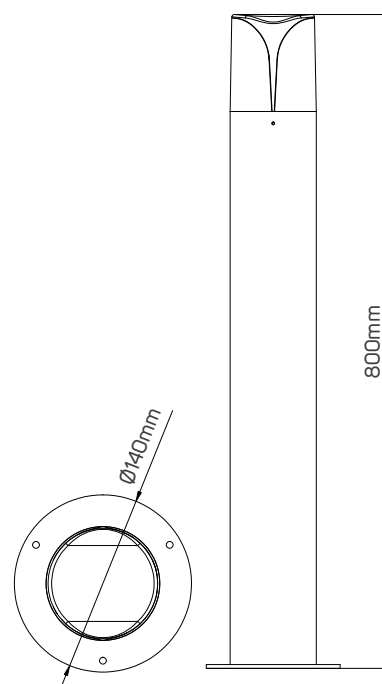
DIMENSIONS



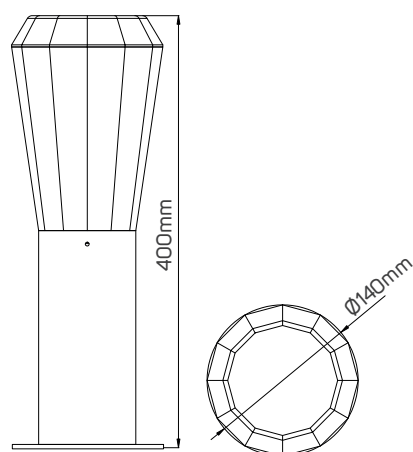
541116



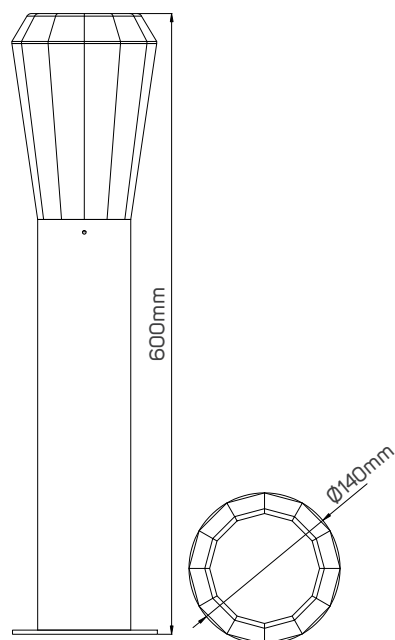
541117



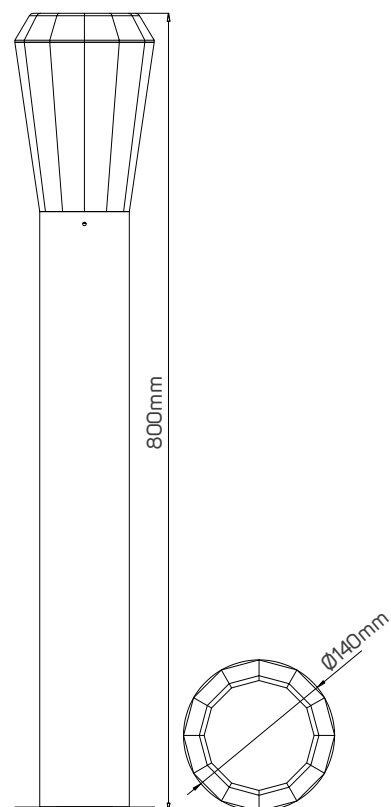
541118



541120



541121



541122



This image is for display purpose only, the image may differ from the actual product, as the product is subject to modification provided without prior notice.

BOLLARD LUMINAIRE SERIES

**BEYOND LIGHT..
TO THE LAST DETAILS!**

