



LED PRO

Creating attractive inner-city spaces

BOLLARD LUMINAIRE SERIES

PRODUCT INFORMATION

- Professional bollard that will guide people at night time.
- Will integrate very well in most urban landscape.

BENEFITS

- Comfortable light.
- Easy to install.
- Saves energy compared to conventional lamps.

FEATURES

- Operating voltage 220 – 240V.
- Non – dimmable.

AREAS OF APPLICATION



Hospitality



Shopping Center



Commercial



Educational Center



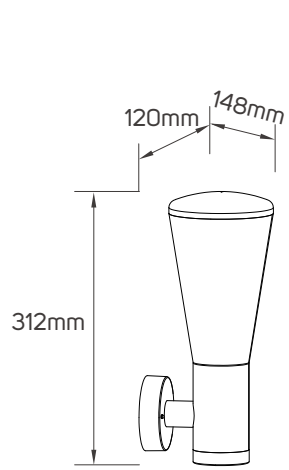
TECHNICAL OPERATING & ELECTRICAL DATA

IP Ratings	IP54
Body Material	Aluminum
Voltage	AC220-240V
Frequency	50/60Hz
Directional or Non Directional	Non Directional
Fixed or Adjustable	Fixed
Life Span	20000h

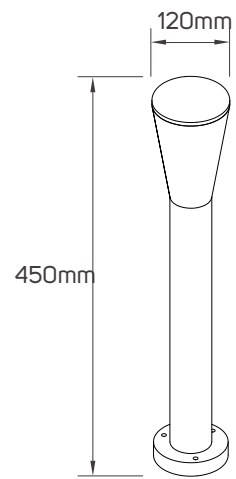
SPECIFICATIONS

Code No.	Model No.	Body Color	Body Material	Lamp Holder Type	Max. Bulb Wattage
621031	ILSE27WL26	Matt Black	Aluminum	E27	Max.18w
621032	ILSSMOBDF23	Matt Black	Aluminum	E27	Max.18w
621033	ILS65E27BL01	Matt Black	Aluminum	E27	Max.18w
621034	ILSSMOBDF25	Matt Black	Aluminum	E27	Max.18w

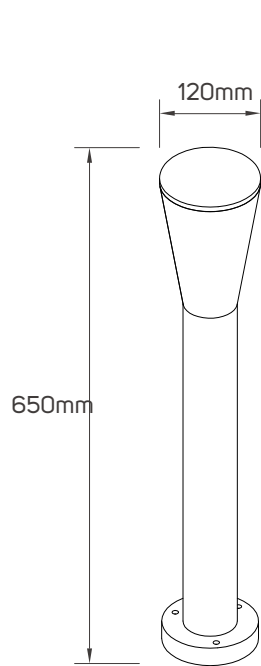
DIMENSIONS



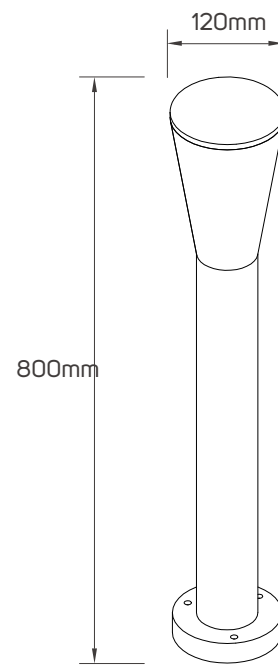
621031



621032



621033



621034



This image is for display purpose only, the image may differ from the actual product, as the product is subject to modification provided without prior notice.

BOLLARD LUMINAIRE SERIES

**BEYOND LIGHT..
TO THE LAST DETAILS!**

