



**LED PRO**

# The most cost-effective outdoor floodlight with better efficient and performance

## LED FLOOD LIGHT LUMINAIRE SERIES (CCT TUNABLE)

### PRODUCT INFORMATION

- Designed to produce both general and accent lighting while concealing the body of the device.
- Extreme reliability and high level of resistance to adverse weather conditions.
- ILLUS LED FLOOD Luminaire gives the customer the flexibility to choose between 3 models based on their specific need with lumen package from 10000lm to 20000lm.

### BENEFITS

- In stylish and very compact design.
- Effortless and flexible installation.
- Customizing for you.
- Equipped with surge protection function.

### FEATURES

- Operating voltage AC220-240V.
- Non-Dimmable.
- CCT Tunable.
- Good Impact Rating.



**BEYOND LIGHT..  
TO THE LAST DETAILS!**

## AREAS OF APPLICATION



Hospitality



Shopping Center



Commercial



Educational Center



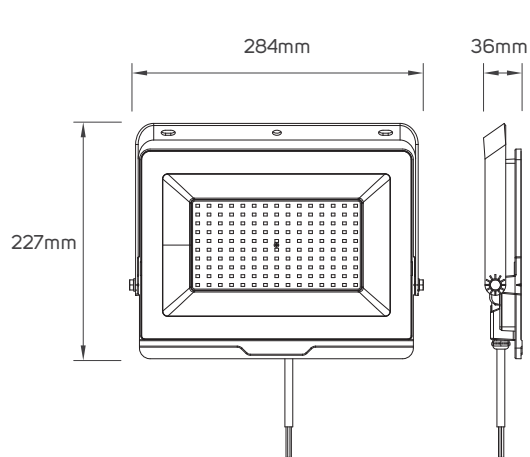
## TECHNICAL OPERATING & ELECTRICAL DATA

Body Color	Grey
Body Material	Aluminum
Voltage & Frequency	AC220-240V, 50/60Hz
IP Rating	IP65
Rated CRI	85
Dimming	Non-Dimmable
LED Chip Brand	BMTC
Beam Angle	110°
Ambient Temperature	-20°C~45°C
Surge Protection	2kV
IEC Classification	Class I
Lifespan	30000H
Switching Cycle	100000x on/off
Warranty Period	36 Months

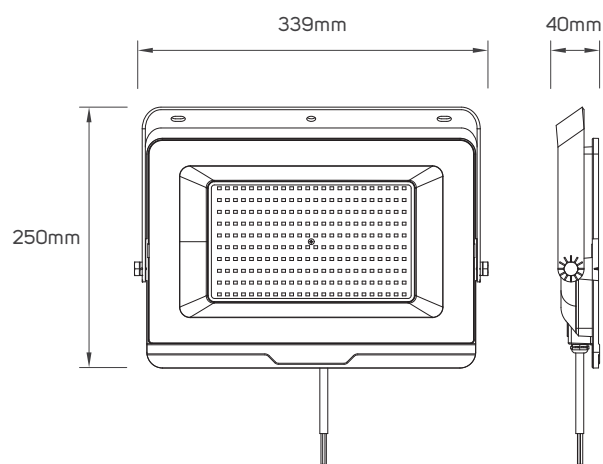
## SPECIFICATIONS

Code No.	Model No.	Power	Lumen	Efficacy	CCT	IK Rating	Current	Surge Protection
LI615551	ILS100FLL8CCT01	100W	10000lm@3000K	100lm/W	3000K 4000K 6500K	IK06	460mA	2kV
LI615552	ILS150FLL8CCT01	150W	15000lm@3000K	100lm/W	3000K 4000K 6500K	IK06	700mA	2kV
LI615553	ILS200FLL8CCT01	200W	20000lm@3000K	100lm/W	3000K 4000K 6500K	IK06	920mA	2kV

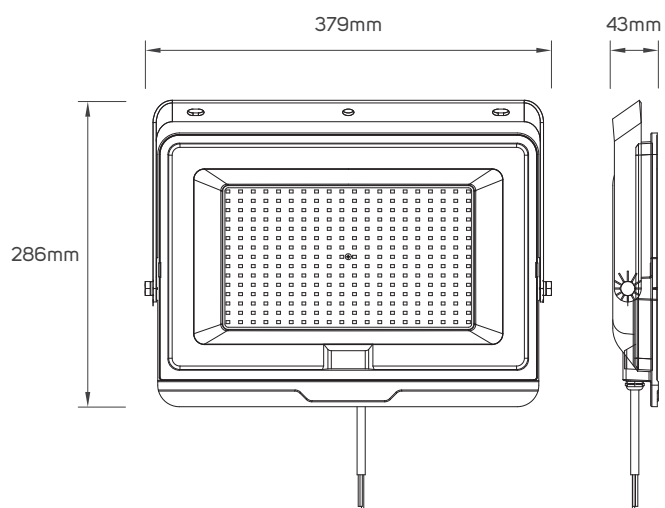
## **DIMENSIONS**



LI615551



LI615552



LI615553



**LED FLOOD  
LIGHT LUMINAIRE SERIES  
(CCT TUNABLE)**

**BEYOND LIGHT..  
TO THE LAST DETAILS!**

